
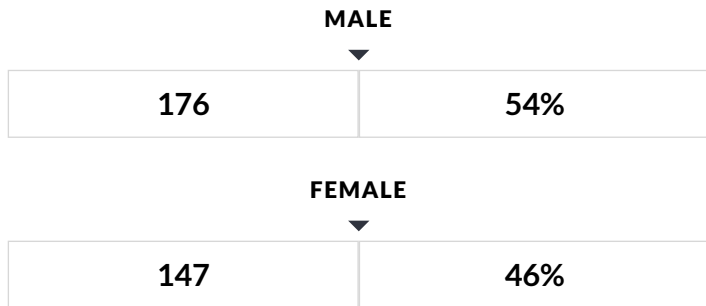


These enrollment data are collected as part of NYSED's Student Information Repository System (SIRS). These counts are as of "BEDS Day" which is typically the first Wednesday in October. Available are enrollment counts for public and charter school students by various demographics for the 2017 - 18 school year. For nonpublic school enrollment data please see the Non-Public School Enrollment and Staff information on our Information and Reporting Services webpage.


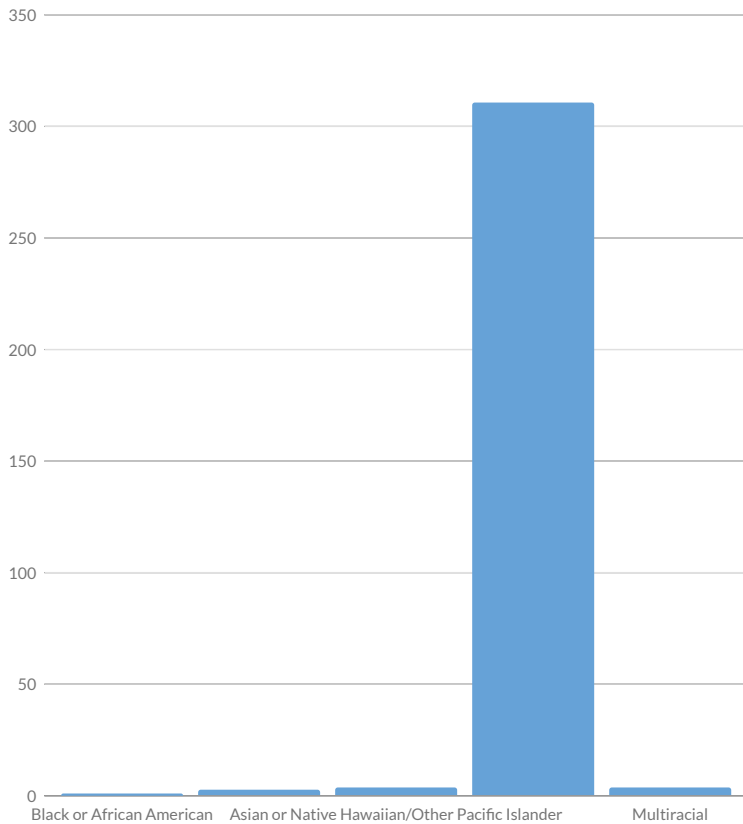
### SKANEATELES MIDDLE SCHOOL ENROLLMENT (2017 - 18)

**K-12 Enrollment: 323**

#### ENROLLMENT BY GENDER



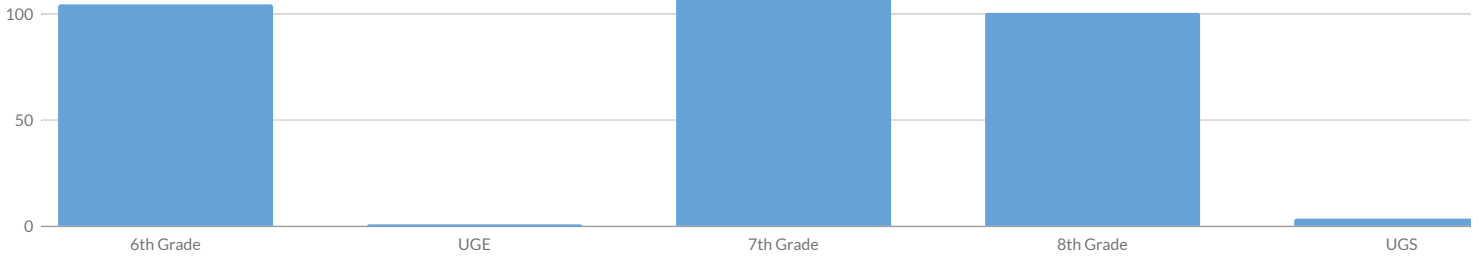
#### ENROLLMENT BY ETHNICITY



**OTHER GROUPS**

<b>ENGLISH LANGUAGE LEARNERS</b>		<b>STUDENTS WITH DISABILITIES</b>		<b>ECONOMICALLY DISADVANTAGED</b>	
—	—	25	8%	43	13%
<b>MIGRANT</b>		<b>HOMELESS</b>		<b>FOSTER CARE</b>	
—	—	—	—	—	—
				<b>PARENT IN ARMED FORCES</b>	
				—	—

**ENROLLMENT BY GRADE**



<b>6TH GRADE</b>	<b>UNGRADED ELEMENTARY</b>	<b>7TH GRADE</b>	<b>8TH GRADE</b>
105	1	112	101
33%	0%	35%	31%

**UNGRADED SECONDARY**

4	1%
---	----

© COPYRIGHT NEW YORK STATE EDUCATION DEPARTMENT, ALL RIGHTS RESERVED.

THIS DOCUMENT WAS CREATED ON: APRIL 26, 2019, 1:18 PM EST